

L-Series




L20/25/30/33

Diesel engine (Yanmar)

Pneumatic or Superelastic Tyres

2000 kg 2500 kg 3000 kg 3300 kg

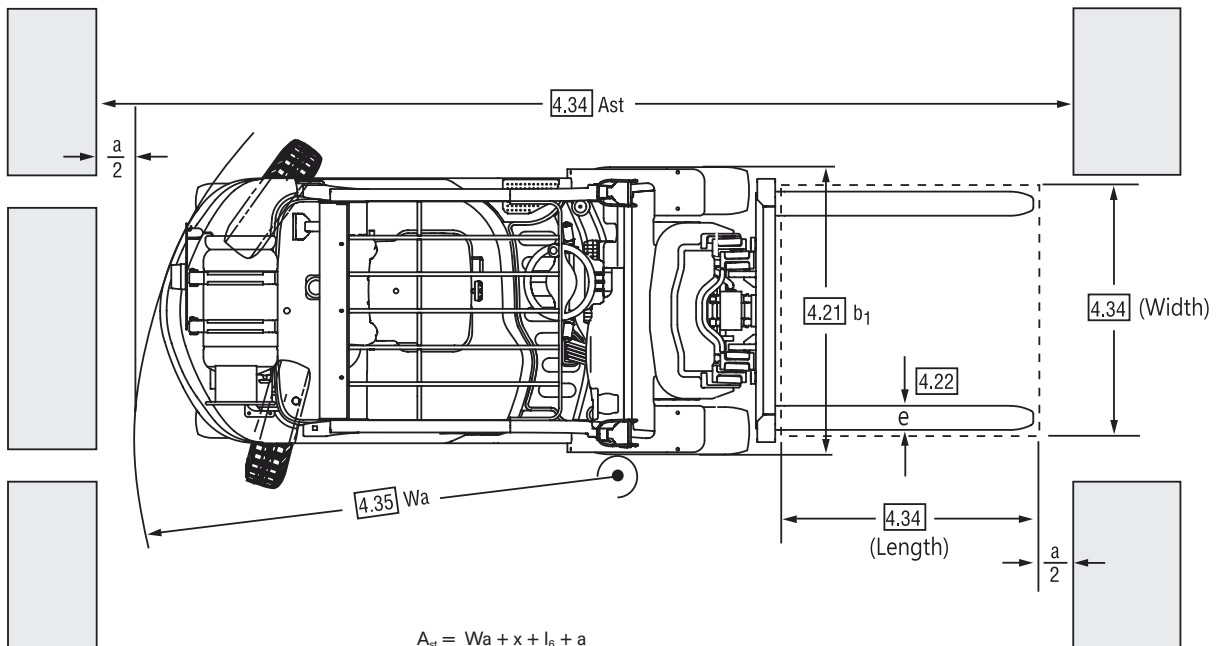
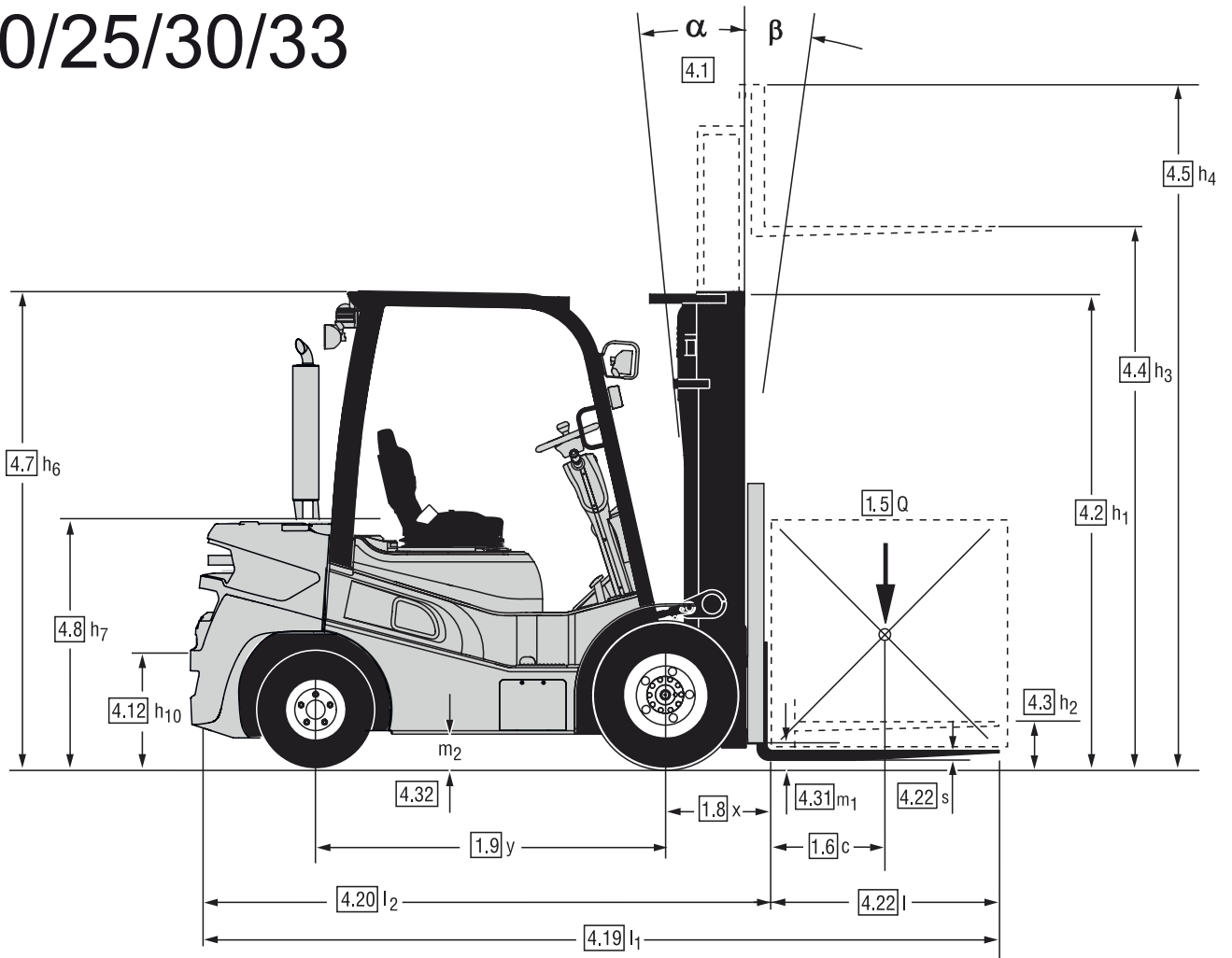


For NON-EU engine emission regulation

www.clarkmheu.com

DIMENSIONS

L20/25/30/33



$$A_{st} = W_a + x + l_6 + a$$

applies only if $\frac{b_{12}}{2} < b_{13}$

$$A_{st} = W_a + \sqrt{(l_6 + x)^2 + \left(\frac{b_{12}}{2} - b_{13}\right)^2} + a$$

applies only if $\frac{b_{12}}{2} \geq b_{13}$

$$a = 200$$

For corresponding data see Specification Chart.

SPECIFICATIONS

Product Specifications acc. to VDI 2198

1.1 Manufacturer (Abbreviation)		CLARK	CLARK	CLARK	CLARK
Specifications	1.2 Manufacturer's designation	L20D Yanmar	L25D Yanmar	L30D Yanmar	L33D Yanmar
	1.3 Drive unit Diesel, L.P. Gas	Diesel	Diesel	Diesel	Diesel
	1.4 Operator type stand on / driver seated	Driver Seated	Driver Seated	Driver Seated	Driver Seated
	1.5 Load capacity / rated load Q (kg)	2.000	2.500	3.000	3.300
	1.6 Load centre distance c (mm)	500	500	500	500
	1.8 Load centre distance, centre of drive axle to fork face x (mm)	470	470	470	475
	1.9 Wheelbase y (mm)	1.620	1.620	1.700	1.700
Weight	2.1 Service weight kg	3.340	3.680	4.120	4.240
	2.2 Axle loading, laden front / rear kg	4.628/712	5.407/773	6.272/848	6.693/847
	2.3 Axle loading, unladen front / rear kg	1.430/1.910	1.410/2.270	1.560/2.560	1.500/2.740
Tyres, Chassis	3.1 Tyre type, P = pneumatic, SE = superelastic 1)	P	P	P	P
	3.2 Tyre size, front	7.00X12-14PR	7.00X12-14PR	28x9x15-14PR	28x9x15-14PR
	3.3 Tyre size, rear	6.00X9-10PR	6.00X9-10PR	6.50X10-12PR	6.50X10-12PR
	3.5 Wheels, number front/rear (x = drive wheels)	2x/2	2x/2	2x/2	2x/2
	3.6 Tread, front b10 (mm)	999	999	1.032	1.032
	3.7 Tread, rear b11 (mm)	910	910	910	910
	Dimensions	4.1 Tilt of upright/fork carriage, α / β °	10/6	10/6	10/6
4.2 Height, upright lowered h1(mm)		2.165	2.165	2.180	2.180
4.3 Freelift h2(mm)		110	110	110	115
4.4 Lift height 2) h3(mm)		3.195	3.195	3.195	3.165
4.5 Height, upright extended 6) h4(mm)		4.414	4.414	4.414	4.384
4.7 Height overheadguard h6(mm)		2170	2.170	2.180	2.180
4.8 Seat height h7(mm)		1.231	1.231	1.231	1.231
4.12 Coupling height h10(mm)		315	315	350	350
4.19 Overall length l1(mm)		3.663	3.736	3.840	3.866
4.20 Length to face of forks l2(mm)		2.593	2.666	2.770	2.796
4.21 Width (wide / dual) b1 (mm)		1.177(1.271/1.683)	1.177(1.271/1.683)	1.260(1.341/1.907)	1.260(1.341/1.907)
4.22 Fork dimensions s • e • l (mm)		45x100x1.070	45x100x1.070	45x122x1.070	50x122x1.070
4.23 Fork carriage DIN 15173, A, B		CLASS II A	CLASS II A	CLASS III A	CLASS III A
4.24 Fork carriage width (wide / dual) b3 (mm)		1.040	1.040	1.040(1.245/1.550)	1.145(1.245/1.550)
4.31 Ground clearance minimum m1 (mm)		135	135	150	150
4.32 Ground clearance centre of wheelbase m2 (mm)		155	155	165	165
4.34 Aisle width for pallets 1.000 x 1.200 crossways Ast(mm)	3.955	4.045	4.145	4.145	
4.34 Aisle width for pallets 800 x 1.200 lengthways Ast(mm)	4.155	4.245	4.345	4.345	
4.35 Outside turning radius Wa(mm)	2.290	2.380	2.480	2.480	
4.36 Internal turning radius b13 (mm)	825	825	852	852	
Performances	5.1 Travel speed laden / unladen km/h	15.8/17.6	15.8/17.6	16.8/18.6	19.8/18
	5.2 Lift speed laden / unladen m/s	0.51/0.55	0.51/0.55	0.51/0.55	0.47/0.50
	5.3 Lowering speed laden/unladen m/s	0.54/0.50	0.54/0.50	0.54/0.50	0.50/0.43
	5.6 Drawbar pull laden / unladen 3) kg	2.232/688	2.246/671	2.047/746	1.888/728
	5.8 Max. gradeability laden / unladen 3) %	18.3/53.2	20.5/44.1	19.6/33.9	17.9/26.6
	5.10 Service brake	Drum	Drum	Drum	Drum
I.C.- Engine	7.1 Manufacturer / Type 4)	Yanmar 4TNE98	Yanmar 4TNE98	Yanmar 4TNE98	Yanmar 4TNE98
	7.2 Rated output acc. to SAE J 1349 kW	44.3	44.3	44.3	44.3
	7.3 Rated speed acc. DIN 70 020 min-1	2.300	2.300	2.300	2.300
	7.4 No. of cylinders / displacement /cm3	4/3.319	4/3.319	4/3.319	4/3.319
	7.5 Fuel consumption acc. VDI-Cyclus Diesel= l/h, L.P.-Gas= kg/h	-	-	-	-
Misc.	8.1 Type of control	Hydrodyn	Hydrodyn	Hydrodyn	Hydrodyn
	8.2 Operating pressure for attachments 8) bar	Adjustable	Adjustable	Adjustable	Adjustable
	8.3 Oil volume for attachments l/min	35	35	35	35
	8.4 Sound level, driver's ear 5) dB (A)	87	87	87	87
	8.5 Towing coupling, class/type DIN	PIN	PIN	PIN	PIN

*1) Optional with super-elastic tyres *2) Futher lift heights see upright table *3) At friction coefficient $\mu=0.6$ and laden with 1.6 km/h
 *4) Diesel = Yanmar (non-certified, Stage 3a) *5) Equivalent permanent sound-pressure level L pAeq, T in accordance with DIN EN 12053
 *6) With load backrest *8) Max. 140 bar

Performance may vary + 5 % and - 10 % due to motor and system efficiency tolerance. The performance shown represents nominal values which may be obtained under typical operating conditions of a machine. CLARK products and specifications are subject to change without notice.

PRODUCT DESCRIPTION

The L-Series from CLARK is a reliable and powerful range of forklifts. The combustion engine trucks feature the proven high-quality CLARK uprights with a damping system and low operating cost. In combination with the well thought-out design of the truck and the generously designed operator compartment this truck series offers an excellent value for money.

Driver's Compartment

The driver accesses the operator compartment via a large, low, perforated non-slip metal step. A grab handle on the driver's side of entry makes it easy to climb up and down the truck. A rubber floor mat is covering the footwell and prevents slippage. Various seats are available and the driver has an impressive amount of legroom. The foot pedals are arranged as usual from passenger cars. The hydraulic levers are cowl mounted and can be used even wearing gloves. Operating data is displayed in real-time on the clear display screen. The construction of the CLARK upright ensures a generous field of vision for the driver. An intuitive handbrake on the left front of the operator compartment completes the driver's compartment.

Engine, transmission

CLARK L-Series forklifts feature diesel engines with excellent acceleration, which makes them suitable for daily use in a wide range of applications. The Yanmar 4TNE98 diesel engine with 44.3 kW combined with an electric single speed transmission provides comfortable handling of the truck. The engine is mounted on rubber dampers. This significantly reduces vibration for the driver and provides a smooth ride.

Brake system

A drum brake ensures a reliable high level of safety. The hydraulic actuated service brakes ensure that the work is undertaken in a relaxed and stress-free manner with full focus on the task at hand. A stress-free operator works always at his peak ensuring optimum productivity over the complete shift. In addition, the drum brakes are easy to service to reduce the operating costs.

Steering system

The hydrostatic power steering system makes steering easy, with full lock reached in just a few turns of the small steering wheel.

Hydraulic System

A full-flow return filter filters the oil to the tank at each reverse flow. Rough particles are filtered directly via a suction filter, thereby preventing them from entering the oil circuit. A high-capacity pump provides adequate oil supply for the upright and the hydrostatic steering. Load handling is controlled via a control valve with sensitive and precise response.

Upright

The uprights for the L-Series are available in Standard, Hi-Lo, and Triplex versions. The heavy-duty interlocked narrow profiles provide high strength even under heavy loads. A hydraulic damping system reduces impacts and vibrations. The fork carriage enhances the durability of this design during daily use.

Additional Standard Equipment

LED front headlights, direction indicator lights at the front, pneumatic tyres, rear combination lights with brake lights and white reversing light, vinyl seat, paintwork in the bright CLARK Green safety colour, driver's compartment and upright in black, rear-view mirrors, wheel rims in black.

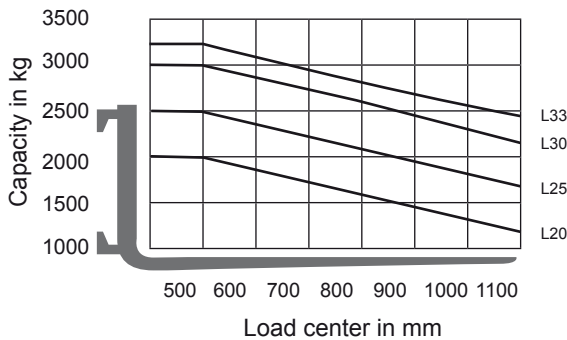
Additional Equipment

SE tyres, wide drive, dual drive, non-marking tyres, integrated or hook-on side shifts, additional hydraulic functions, quick-release disconnect, strobe light, rear work light and various seats.

Contact to your CLARK dealer to find the optimum equipment for your application.

GENERAL DATA

Truck Capacities Capacity at different load centres



Note:

The listed capacities are valid only for the standard upright in vertical position with standard fork carriage and standard forks, up to max. lifting height of 3195 mm for L20/25/30 and 3165 mm for L33. The centre of gravity of the load may be displaced by max. 100 mm against the longitudinal centre plane of the truck. Load centre is determined from top and front face of the forks. The values are based on a 1000 mm cube load configuration with the centre of gravity at the true centre of the cube. With upright tilted forward lower capacity values are valid. Attachments, longer forks, exceptional load dimensions and higher lifting heights can reduce the capacity. Please talk to your CLARK dealer if you require further information.

Upright table L20/25

	Maximum fork height (h3)	Mast lowered (h1)	Mast extended (h4)		Free lift (h2)	
			with load backrest	without load backrest	with load backrest	without load backrest
Standard	mm	mm	mm	mm	mm	mm
	2015	1575	3235	2611	110	110
	2575	1855	3795	3171		
	2875	2005	4095	3471		
	3195	2165	4415	3791		
	3300	2218	4521	3897		
	3500	2318	4720	4096		
	3725	2455	4944	4320		
	3860	2530	5080	4456		
	4165	2800	5384	4760		
	4380	3000	5600	4976		
	4620	3230	5840	5216		
5170	3495	6390	5766			
Triplex	3860	1855	5079	4483	636	1232
	4320	2005	5539	4943	786	1382
	4500	2100	5719	5123	881	1477
	4800	2165	6019	5423	946	1542
	5210	2305	6429	5833	1086	1682
	5520	2455	6739	6143	1236	1832
	5740	2530	6959	6363	1311	1907
	6100	2690	7319	6723	1471	2067
	6370	2800	7589	6993	1581	2177
	6830	3000	8049	7453	1781	2377
7315	3230	8534	7938	2011	2607	
Hi-Lo	2935	2005	4155	3559	786	1382
	3255	2165	4475	3879	946	1542
	3530	2305	4750	4154	1086	1682
	3760	2455	4980	4384	1236	1832
	3910	2530	5128	4532	1311	1907

Upright table L30

Mast type	Maximum fork height (h3)	Mast lowered (h1)	Mast extended (h4)		Free lift (h2)	
			with load backrest	without load backrest	with load backrest	without load backrest
Standard	mm	mm	mm	mm	mm	mm
	2015	1590	3235	2682	110	110
	2575	1870	3795	3242		
	2875	2020	4095	3542		
	3195	2180	4415	3862		
	3300	2233	4521	3968		
	3500	2333	4720	4167		
	3725	2470	4944	4391		
	3860	2545	5080	4527		
	4165	2815	5384	4831		
	4380	3015	5600	5047		
	4620	3245	5840	5287		
5170	3510	6390	5837			
Triplex	3860	1870	5079	4551	651	1179
	4320	2020	5539	5011	801	1329
	4500	2115	5719	5191	896	1424
	4800	2180	6019	5491	961	1489
	5210	2320	6429	5901	1101	1629
	5520	2470	6739	6211	1251	1779
	5740	2545	6959	6431	1326	1854
	6100	2705	7319	6791	1486	2014
	6370	2815	7589	7061	1596	2124
	6830	3015	8049	7521	1796	2324
7315	3245	8534	8006	2026	2554	
Hi-Lo	2935	2020	4155	3627	801	1329
	3255	2180	4475	3947	961	1489
	3530	2320	4750	4222	1101	1629
	3760	2470	4980	4452	1251	1779
	3910	2545	5128	4600	1326	1854

Upright table L33

	Maximum fork height (h3)	Mast lowered (h1)	Mast extended (h4)		Free lift (h2)	
			with load backrest	without load backrest	with load backrest	without load backrest
Standard	mm	mm	mm	mm	mm	mm
	1985	1590	3215	2733	115	115
	2545	1870	3775	3293		
	2845	2020	4075	3593		
	3165	2180	4395	3913		
	3300	2233	4526	4044		
	3500	2333	4726	4244		
	3590	2470	4819	4337		
	3725	2545	4955	4473		
	4030	2815	5255	4773		
	4245	3015	5471	4989		
	4485	3245	5711	5229		
	5035	3510	6261	5779		
Triplex	3680	1870	4899	4439		
	4140	2020	5359	4899	801	1261
	4620	2180	5839	5379	961	1421
	5030	2320	6249	5789	1101	1561
	5340	2470	6559	6099	1251	1711
	5560	2545	6779	6319	1326	1786
	5920	2705	7139	6679	1486	1946
	6190	2815	7409	6949	1596	2056
	6650	3015	7869	7409	1796	2256
	7135	3245	8354	7894	2026	2486

Performance may vary + 5 % and - 10 % due to motor and system efficiency tolerance. The performance shown represents nominal values which may be obtained under typical operating conditions of a machine. CLARK products and specifications are subject to change without notice.

CLARK Europe GmbH
Dr.-Alfred-Herrhausen-Allee 33
47228 Duisburg / Germany
Tel.: +49 (0)2065 499 13-0
Fax: +49 (0)2065 499 13-290
E-Mail: Info-europe@clarkmheu.com
www.clarkmheu.com

Dealer:

07/2024